




**A Presbyterian Panel Snapshot  
Characteristics of Presbyterians  
2008**




|  | Members     | Elders      | Pastors     | Specialized Clergy |
|--|-------------|-------------|-------------|--------------------|
| <b>Demographics:</b>                             |             |             |             |                    |
| Median age                                       | 60          | 60          | 53          | 56                 |
| Female   | 64%         | 52%         | 27%         | 45%                |
| Currently married (of those 25+ years old)       | 77%         | 81%         | 86%         | 78%                |
| Percent ever divorced (of those ever-married)    | 20%         | 23%         | 21%         | 31%                |
| Average household size                           | 2.4 persons | 2.4 persons | 2.7 persons | 2.5 persons        |
| Living alone                                     | 16%         | 15%         | 11%         | 16%                |
| <b>Political preference:</b>                     |             |             |             |                    |
| Democrat   | 31%         | 29%         | 50%         | 65%                |
| Independent                                      | 20%         | 20%         | 25%         | 20%                |
| Republican                                       | 46%         | 49%         | 23%         | 13%                |
| Other  | 3%          | 2%          | 1%          | 3%                 |
| Total <sup>1</sup>                               | 100%        | 100%        | 99%         | 101%               |
| <b>Formal education (aged 25 years or more):</b> |             |             |             |                    |
| High school or less                              | 12%         | 12%         | —           | —                  |
| Some college                                     | 21%         | 22%         | —           | —                  |
| College graduate                                 | 36%         | 34%         | —           | —                  |
| Graduate degree                                  | 30%         | 32%         | 100%        | 100%               |
| Total <sup>1</sup>                               | 99%         | 100%        | 100%        | 100%               |
| <b>Annual family income:</b>                     |             |             |             |                    |
| < \$30,000                                       | 14%         | 8%          | 3%          | 5%                 |
| \$30,000 - \$59,999                              | 22%         | 23%         | 27%         | 21%                |
| \$60,000 - \$89,999                              | 20%         | 23%         | 34%         | 26%                |
| \$90,000 - \$124,999                             | 19%         | 20%         | 24%         | 27%                |
| \$125,000 or more                                | 26%         | 26%         | 12%         | 22%                |
| Total <sup>1</sup>                               | 101%        | 100%        | 100%        | 101%               |
| <b>Theological orientation:</b>                  |             |             |             |                    |
| Very conservative/conservative                   | 34%         | 42%         | 31%         | 18%                |
| Moderate   | 41%         | 36%         | 37%         | 28%                |
| Very liberal/liberal                             | 24%         | 22%         | 31%         | 52%                |
| Can't describe                                   | —           | —           | 1%          | 1%                 |
| Total <sup>1</sup>                               | 99%         | 100%        | 99%         | 99%                |
| <b>Denomination raised in:</b>                   |             |             |             |                    |
| Presbyterian                                     | 40%         | 42%         | NA          | NA                 |
| Methodist  | 16%         | 15%         | NA          | NA                 |
| Baptist  | 10%         | 11%         | NA          | NA                 |
| Catholic   | 7%          | 8%          | NA          | NA                 |
| Other  | 26%         | 24%         | NA          | NA                 |
| Total <sup>1</sup>                               | 99%         | 100%        | NA          | NA                 |

**Research Services, Presbyterian Church (U.S.A.)**  
**100 Witherspoon Street, Louisville, KY 40202    888-728-7228 ext. 2040**  
**www.pcusa.org/research/panel    panel@pcusa.org**



**A Presbyterian Panel Snapshot  
Characteristics of Presbyterians  
2008**




|  | Members | Elders | Pastors | Specialized Clergy |
|--|---------|--------|---------|--------------------|
| <b>Worship attendance:</b>   |         |        |         |                    |
| Every week   | 26%     | 38%    | NA      | NA                 |
| Nearly every week  | 38%     | 48%    | NA      | NA                 |
| 2-3 times a month  | 16%     | 10%    | NA      | NA                 |
| Once a month or less   | 19%     | 3%     | NA      | NA                 |
| Total <sup>1</sup>   | 99%     | 99%    | NA      | NA                 |
| <b>Other religious participation:</b>  |         |        |         |                    |
| Attended a non-worship event at church in the previous month                         | 69%     | 91%    | NA      | NA                 |
| Volunteered at church in the previous month  | 62%     | 93%    | NA      | NA                 |
| <b>Frequency of private prayer:</b>  |         |        |         |                    |
| Daily/almost daily   | 59%     | 67%    | 82%     | 75%                |
| Several times a week   | 17%     | 16%    | 14%     | 16%                |
| Weekly   | 5%      | 5%     | 3%      | 4%                 |
| Less than weekly   | 19%     | 11%    | 1%      | 5%                 |
| Total <sup>1</sup>   | 100%    | 100%   | 100%    | 100%               |
| <b>Frequency of private Bible reading:</b>   |         |        |         |                    |
| Daily/almost daily   | 14%     | 17%    | 52%     | 33%                |
| Several times a week   | 13%     | 18%    | 35%     | 30%                |
| Weekly   | 10%     | 14%    | 9%      | 18%                |
| Less than weekly   | 63%     | 51%    | 4%      | 20%                |
| Total <sup>1</sup>   | 100%    | 100%   | 100%    | 101%               |
| <b>View of the Bible:</b>  |         |        |         |                    |
| Literal word of God  | 16%     | 16%    | 5%      | 3%                 |
| Word of God, to be interpreted in light of historical and cultural context           | 46%     | 51%    | 61%     | 63%                |
| Word of God, to be interpreted in light of historical context and church's teachings | 34%     | 32%    | 34%     | 33%                |
| Not the word of God  | 4%      | 2%     | 1%      | 1%                 |
| Total <sup>1</sup>   | 100%    | 101%   | 101%    | 100%               |
| <b>Believe that:</b>   |         |        |         |                    |
| There is life beyond death (strongly agree or agree) <sup>2</sup>                    | 86%     | 91%    | 97%     | 92%                |
| Jesus will return to earth one day (strongly agree or agree) <sup>2</sup>            | 68%     | 77%    | 82%     | 63%                |
| All different religions are equally true (strongly agree or agree) <sup>2</sup>      | 37%     | 29%    | 12%     | 27%                |
| Only followers of Jesus can be saved (strongly agree or agree) <sup>2</sup>          | 39%     | 45%    | 35%     | 22%                |

**Research Services, Presbyterian Church (U.S.A.)**  
**100 Witherspoon Street, Louisville, KY 40202    888-728-7228 ext. 2040**  
**www.pcusa.org/research/panel    panel@pcusa.org**



**A Presbyterian Panel Snapshot  
Characteristics of Presbyterians  
2008**



|  | Members | Elders | Pastors | Specialized Clergy |
|--|---------|--------|---------|--------------------|
| <b>Opinions on homosexuality and ordination:</b>   |         |        |         |                    |
| Would personally like to see the PC(USA) permit ordination of sexually active gays and lesbians as deacons (yes, definitely or yes, probably) <sup>3</sup>   | 46%     | 41%    | 48%     | 68%                |
| Would personally like to see the PC(USA) permit ordination of sexually active gays and lesbians as elders (yes, definitely or yes, probably) <sup>3</sup>    | 45%     | 40%    | 47%     | 67%                |
| Would personally like to see the PC(USA) permit ordination of sexually active gays and lesbians as ministers (yes, definitely or yes, probably) <sup>3</sup> | 35%     | 30%    | 44%     | 64%                |

Source: Background Survey for the 2006-2008 Presbyterian Panel  
<sup>1</sup>May not total to 100% because of rounding  
<sup>2</sup>Other response options: neutral or not sure; disagree; strongly disagree  
<sup>3</sup>Other response options: not sure; no, probably not; no, definitely not  
 NA = Not asked  
 \* = Less than 0.5%  
 — = None (0%)

**Research Services, Presbyterian Church (U.S.A.)**  
**100 Witherspoon Street, Louisville, KY 40202    888-728-7228 ext. 2040**  
**www.pcusa.org/research/panel    panel@pcusa.org**